

**SCIENTIFIC PAPER**

**THE NURSING CARE FOR DIABETES MELLITUS (GANGRENE)  
PATIENTS WITH BODY IMAGE DISORDERS NURSING  
PROBLEM AT BLAMBANGAN REGIONAL  
PUBLIC HOSPITAL BANYUWANGI**

**2022**



**BY:**

**HUSNUL HOTIMAH**  
**201901015**


**DIPLOMA THREE OF NURSING  
BANYUWANGI INSTITUTE OF HEALTH SCIENCES**

**2022**

**SCIENTIFIC PAPER**

**THE NURSING CARE FOR DIABETES MELLITUS (GANGRENE)  
PATIENTS WITH BODY IMAGE DISORDERS NURSING  
PROBLEM AT BLAMBANGAN REGIONAL  
PUBLIC HOSPITAL  
BANYUWANGI  
2022**

To Obtain an Associate's Degree in Nursing (Amd. Kep) in Diploma Three of  
Nursing Study Program at Banyuwangi Institute of Health Sciences



**BY:**

**HUSNUL HOTIMAH**  
**201901015**

**DIPLOMA THREE OF NURSING  
BANYUWANGI INSTITUTE OF HEALTH SCIENCES  
2022**

## STATEMENT LETTER

The Undersigned Below:

Name : Husnul Hotimah

Place and date of birth: Situbondo, April 11, 2001

Institution : Institute of Health Sciences

Declare that this Scientific Paper entitled "THE NURSING CARE FOR DIABETES MELLITUS (GANGRENE) PATIENTS WITH BODY IMAGE DISORDERS NURSING PROBLEM AT BLAMBANGAN REGIONAL PUBLIC HOSPITAL, BANYUWANGI 2022" is not someone else's scientific paper, either in part or in whole, except in the form of quotations where the source is mentioned.

Thus, we have made this statement in truth and if this statement is not true, unless we are willing to receive sanctions.

Banyuwangi, July 27, 2022



Husnul Hotimah  
NIM. 201901015

**PUBLICATION APPROVAL STATEMENT  
ASSIGNMENTS FOR ACADEMIC PURPOSES**

The Undersigned Below:

Name : Husnul Hotimah

Place and date of birth: Situbondo, April 11, 2001

Institution : Institute of Health Sciences

Declare that the results of this scientific paper entitled "THE NURSING CARE FOR DIABETES MELLITUS (GANGRENE) PATIENTS WITH BODY IMAGE DISORDERS NURSING PROBLEM AT BLAMBANGAN REGIONAL PUBLIC HOSPITAL BANYUWANGI 2022" willing to be published in a magazine or scientific journal on behalf of the supervisor while still including my name as a researcher.

Banyuwangi, August 22, 2022



Husnul Hotimah  
NIM. 201901015

**APPROVAL SHEET**

The scientific paper entitled :

**Nursing Care For Diabetes Melitus (Gangrene) Patients With Nursing Problem Of  
Body Muge Disorders At Blambangan Regional Public Hospital Banyuwangi  
2022**

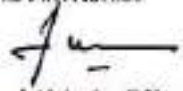
**HUSNUL HOTIMAH**  
**201901015**

A scientific paper has been approved

On July, 28 2022


By:

The First Advisor



Ns. Muhammad Al Amin, S.Kep, M.Kep  
NIK. 060151007

The Second Advisor



Ns. Yulifah S.R., S.Kep., M.Kep  
NIK. 060141007

The Head of Discipline Three of Nursing Study Program



Ns. Pramesti W., S.Kep, Ns, M.Kep  
NIK. 060380609

**RATIFICATION OF THE EXAMINER**

The scientific paper entitled :

Nursing Care For Diabetes Mellitus (Gangrene) Patients With Nursing Problem Of  
Body Mage Disorders At Bladingsan Regional Public Hospital Banyuwangi  
2022

Submitted by:


**HUSNEL HOTIMAH**  
201901015

Has been accepted by the examiners team of the Diploma Three of Nursing Study  
Program at Banyuwangi Institute of Health Sciences

On August, 2022

**EXAMINERSTEAM**

The 1<sup>st</sup> Examiner : DR. H. Soekardjo  
The 2<sup>nd</sup> Examiner : Ns. Eddy Sunontika S., S.Kep  
The 3<sup>rd</sup> Examiner : Ns. M. Al Amin., M.Kes



The Chairman Of

Banyuwangi Institute of Health Sciences



**DR. H. SOEKARDJO**  
NUPN: 9907159603

## PREFACE

Praise and gratitude the author say the presence of Allah SWT Almighty because of His grace the author can complete this Scientific paper entitled **“The Nursing Care for Diabetes Mellitus (Gangrene) Patients with Body Image Disorders Nursing Problem at Blambangan Regional Public Hospital Banyuwangi 2022”** by the specified time.

This Scientific paper is compiled as one of the requirements for obtaining an Associate Degree in Nursing at Banyuwangi Institute Health Sciences.

In the preparation of writing this Scientific paper, the author received a lot of direction and assistance from various parties, for that on this occasion the author does not forget to thank:

1. To the honorable DR.H.Soekardjo as the chairman of Banyuwangi Institute of Health Sciences who has provided the opportunity and facilities for us to participate in and to complete this Scientific paper.
2. To the honorable Ns. M. Al Amin., S.Kep., M.Kes as the first vice-chairman of Banyuwangi Institute of Health Sciences and the first advisor who has given many directions and input to the author so I can complete this Scientific paper.
3. To the honorable Atik Pramesti W, S.Kep., Ns., M.Kep as the head of the Diploma III of Nursing Study Program who has provided motivation, opportunity, and encouragement to us to complete this Scientific paper.
4. To the honorable Yulifah S B., S.Kep, M.Kep as the second advisor who has given a lot of motivation, direction, suggestion to the author.

5. To the honorable Muhammad Nasir, M.Pd., Roudlotun Nurul Laili, M.Pd., and Ns. Rima Ambarwati S.Kep., as the English lecturers who always motivates and guides me in academics and completes this Scientific paper.
6. To the honorable lecturers and staff of DIII in nursing who have provided knowledge, direction, guidance, and motivation so that the author can complete this Scientific paper.
7. Dear my family, especially my Dad (San Khalik), my Mom (Hartini), and my grandmom and grandpa who have helped in prayer and material so that the author can complete this Scientific paper.
8. Dear sister Rita Lailatul Fajriyah whom I love very much, thank you for providing motivation and support so that I can complete this Scientific paper.
9. To my Best friends in my cute room Rosa Dita Nisa Illa, Selviana Afriliyanti, and Erma Pujiawati who have helped me in their prayers, enthusiasm, and suggestions so that this Scientific paper can be completed.
10. Selviana Afriliyanti as my sister, my team in class, and the editor of my Scientific paper and always gives me support and becomes a friend to confide in anything.
11. Thank you to my friends at DIII of nursing class who have prayed for, encouraged, and always patiently been a friend of mine.

May Allah SWT replay the kindness of all those who have given the opportunity, support, and assistance in completing this task. The author is fully aware that in the preparation of this scientific paper, it is still far from perfect, so the author asks for criticism and suggestions. Finally, the author can only hope



that this scientific paper is useful for readers in general and writers in particular.

Banyuwangi, July 27, 2022

**HUSNUL HOTIMAH**  
NIM. 201901015



## MOTTO

Kemampuan Hebat Tidak Diperlukan Untuk Sejarawan.....

Imajinasi Tidak Diperlukan Dalam Derajat Yang Tinggi.....

**Samuel Johnson**

The Spirit Of Achieving Success Because There Are Degrees That I Have To Lift  
And There Are Insults That I Have To Prove



## ABSTRACT

### THE NURSING CARE FOR DIABETES MELLITUS (GANGRENE) PATIENTS WITH BODY IMAGE DISORDERS NURSING PROBLEM AT BLAMBANGAN REGIONAL PUBLIC HOSPITAL BANYUWANGI

2022

By: **Husnul Hotimah**

**Background:** Diabetes Mellitus is a metabolic disease characterized by high blood glucose levels or hyperglycemia. This disease occurs due to defects in insulin secretion and inadequate insulin action. One of the complications of diabetes mellitus is gangrene. Gangrene is an open wound on the surface skin due to blockage of blood vessels in the legs and peripheral neuropathy caused by high blood sugar levels so that the client often does not feel the wound.

**Purpose:** Carry out nursing care for diabetics (gangrene) with body image disorders nursing problems.

**Methods:** This study used a case study method to compare two clients who suffer from diabetes mellitus (gangrene) with body image disorders

**Results:** In 1<sup>st</sup> patient with body image disorders was resolved on the 3<sup>rd</sup> day, marked by the patient wanted to see the injured body part, she was not worried about her condition, and she was willing to meet other people. In 2<sup>nd</sup> patient with body image disorders on the 3<sup>rd</sup> day, the problem was partially resolved, this was indicated by the patient saying she was embarrassed to meet other people because of the big wound on her leg but she began to want to see her injured body.

**Conclusion:** In carrying out nursing care for diabetics (gangrene) with body image disorders, good cooperation is needed from patients, families for support system, nurses as service providers, and learning providers to improve knowledge and the success of nursing care for patients.

**Keywords:** Diabetes Mellitus, Gangrene, Body Image Disorders.



Scanned with CamScanner

## ABSTRAK

### ASUHAN KEPERAWATAN PADA PASIEN DIABETES MELLITUS (GANGREN) DENGAN MASALAH KEPERAWATAN

#### GANGGUAN CITRA TUBUH DI RSUD

#### BLAMBANGAN BANYUWANGI

2022

Oleh: Husnul Hotimah

**Latar Belakang:** Diabetes Mellitus merupakan penyakit metabolik yang ditandai dengan tingginya kadar glukosa dalam darah atau hiperglikemia. Penyakit ini terjadi karena kelainan sekresi insulin dan kerja insulin yang tidak adekuat. Salah satu komplikasi pada diabetes mellitus yaitu gangren. Gangren adalah luka terbuka pada permukaan kulit akibat penyumbatan pembuluh darah di kaki dan neuropati perifer yang disebabkan oleh kadar gula darah yang tinggi sehingga klien sering tidak merasakan adanya luka.

**Tujuan:** Melaksanakan asuhan keperawatan pada pasien diabetes mellitus (gangren) dengan masalah keperawatan gangguan citra tubuh

**Metode:** Penelitian ini menggunakan metode studi kasus yaitu membandingkan dua klien yang menderita diabetes mellitus (gangren) dengan masalah gangguan citra tubuh.

**Hasil:** Pada pasien 1 masalah keperawatan gangguan citra tubuh teratasi pada hari ke-3, ditandai dengan klien mau melihat bagian tubuh yang terluka, pasien tidak mengkhawatirkan kondisinya, dan pasien bersedia bertemu dengan orang lain. Pada pasien 2 untuk masalah keperawatan gangguan citra tubuh pada hari ke-3 masalah teratasi sebagian, hal ini ditandai dengan pasien mengatakan malu untuk bertemu orang lain karena luka besar di kakinya tetapi pasien mulai mau melihat tubuhnya yang luka.

**Kesimpulan:** Dalam melakukan asuhan keperawatan pada pasien diabetes mellitus (gangren) dengan masalah keperawatan gangguan citra tubuh diperlukan kerja sama yang baik dari pasien, keluarga untuk support sistem, perawat sebagai penyedia layanan, institusi penyedia pembelajaran untuk meningkatkan ilmu pengetahuan dan keberhasilan asuhan keperawatan pada pasien.


**Kata kunci:** Diabetes Mellitus, Gangren, Gangguan Citra Tubuh.

## TABLE OF CONTENTS

SCIENTIFIC PAPER	
SCIENTIFIC PAPER.....	<b>Error! Bookmark not defined.</b>
STATEMENT LETTER.....	<b>Error! Bookmark not defined.</b>
STATEMENT OF ORIGINALITY.....	<b>Error! Bookmark not defined.</b>
APPROVAL SHEET.....	<b>Error! Bookmark not defined.</b>
RATIFICATION OF THE EXAMINER.....	<b>Error! Bookmark not defined.</b>
PREFACE.....	vi
ABSTRAK.....	x
TABLE OF CONTENTS.....	xii
LIST OF TABLE.....	xv
LIST OF PICTURE.....	xvi
LIST OF ABBREVIATION.....	xviii
LIST OF APPENDICES.....	xix
CHAPTER 1 INTRODUCTION.....	1
1.1 Background.....	1
1.2 Limitation of Problem.....	5
1.3 Formulation of the Problem.....	6
1.4 The Objective of the Study.....	6
1.4.1 General-purpose.....	6
1.4.2 Specific Purpose.....	6
1.5 Expected Result.....	7
1.5.1 Theoretical.....	7
1.5.2 Practical.....	7
CHAPTER 2 LITERATURE REVIEW.....	9
2.1 Diabetes Mellitus Concept.....	9
2.1.1 Definition of Diabetes Mellitus.....	9
2.1.2 Anatomy Physiology.....	10
2.1.3 Classification of Diabetes Mellitus.....	13
2.1.4 Etiology of Diabetes Mellitus.....	14
2.1.5 Clinical Manifestations of Diabetes Mellitus.....	14
2.1.6 Pathophysiology Diabetes Mellitus.....	15
2.1.7 WOC / Pathway.....	18

2.1.8	Management of Diabetes Mellitus .....	20
2.1.9	Complications of Diabetes Mellitus.....	21
2.1.10	Supporting Examination.....	22
2.2	The Concept of Gangrene .....	23
2.2.1	Definition of Gangrene .....	23
2.2.2	Risk Factors for Gangrene .....	23
2.2.3	Classification of Gangrene.....	24
2.2.4	Wound Care in Diabetes .....	26
2.3	Concept of Body Image Disorder .....	29
2.3.1	Definition of Body Image Disorder .....	29
2.3.2	Characteristic Limitations .....	29
2.3.3	Major Symptoms and Signs .....	30
2.3.4	Minor Symptoms and Signs.....	30
2.3.5	Associated Clinical Conditions.....	30
2.3.6	Intervention .....	31
2.4	Concept of Diabetes Mellitus Nursing Care .....	32
2.4.1	Assessment.....	32
2.4.2	Nursing Diagnosis.....	36
2.4.3	Intervention .....	37
2.4.4	Implementation .....	50
2.4.5	Evaluation .....	50
CHAPTER 3	RESEARCH METHODS .....	51
3.1	Research Design .....	51
3.2	Terminology.....	51
3.3	Participants.....	57
3.4	Location and Time of Research .....	57
3.5	Data Collection .....	57
3.6	Data Validity Test.....	58
3.7	Data Analysis .....	59
3.8	Research Ethics.....	60
CHAPTER 4	DISCUSSION AND RESULTS .....	64
4.1	Results.....	64
4.1.1	Overview of Data Collection Locations.....	64
4.1.2	Assessment.....	65
4.1.3	Data Analysis .....	72

4.1.4	Nursing Diagnosis.....	76
4.1.5	Planning .....	78
4.1.6	Implementation and Evaluation .....	84
4.2	Discussion.....	98
4.2.1	Assessment.....	98
4.2.2	Nursing Diagnosis.....	100
4.2.3	Intervention .....	105
4.2.4	Implementation .....	106
4.2.5	Evaluation .....	107
CHAPTER 5 CONCLUSION AND RECOMMENDATION.....		111
5.1	Conclusion .....	111
5.2	Recommendation .....	113
REFERENCES.....		115



**LIST OF TABLE**

Table 1 Blood Glucose Level..... 22





## LIST OF PICTURE

Picture 1 Pancreas Anatomy .....	10
Picture 2 Grade 0 .....	25
Picture 3 Grade 1 .....	25
Picture 4 Grade 2 .....	25
Picture 5 Grade 3 .....	26
Picture 6 Grade 4 .....	26
Picture 7 Grade 5 .....	26




## LIST OF CHART

Chart 1 WOC of Diabetes Mellitus (Gangrene)..... 18



## LIST OF ABBREVIATION

CHD	: Coronary Heart Disease
DM	: Diabetes Mellitus
SBG	: Sudden Blood Glucose
IDF	: International Diabetes Federation
NKHC	: Non-Ketosis Hyperosmolar Coma
SOP	: Standard Operating Procedure
WHO	: World Health Organization
WOC	: Web of Caution



## LIST OF APPENDICES

Appendix 1 Matrix of Research.....	118
Appendix 2 Letter of Approval for Submission of Title.....	118
Appendix 3 Application for Cover Letter to the Research Site .....	120
Appendix 4 Initial Data Collection Permit Recommendation Letter.....	121
Appendix 5 Consultation Sheet.....	122
Appendix 6 .....	124
Appendix 7.....	126
Appendix 8.....	127
Appendix 9.....	128
Appendix 10.....	129
Appendix 11.....	130
Appendix 12.....	132
Appendix 13.....	133

